

Art @ ELE

By Miss Grant
Art Coordinator
March 2022

DEVELOPING DRAWING SKILLS IN RECEPTION

Over the first two terms in Reception the children have become more confident in using their pencil with control. They have been developing their drawing skills and have been working hard to add detail to any sketches too. In the first half term they drew a portrait of themselves, this half term they completed a second draft. They looked at their original work and suggested how they could improve it. We could not believe how much their sketches improved! This shows at a glance the progress they have made with their fine motor skills! Take a look at a selection of their work.



Attempt 1 - Sept



Attempt 2 - March



Attempt 1 - Sept



Attempt 2 - March

The children have also been developing their observational drawing skills. They have used viewfinders to look closely at still life flowers and fruit and used watercolours and crayons to add detail to their sketches. They produced impressive work that has been displayed in the Reception class art gallery.



PORTRAITS Y1

Our Year 1 children have been looking at the artist Giuseppe Arcimboldo. He was an Italian painter best known for creating imaginative portrait heads made entirely of objects such as fruits, vegetables and flowers. The children became very creative and recreated his artwork physically. They used fruits and vegetables and made collaborative art depicting faces. It certainly was fun!



They then looked closely at positioning features of the face correctly and they used sketch lines to guide positioning. The children loved using pastels as a new media to add detail to their portraits. They made outstanding representations of their faces. Look at their fantastic portraits.



Children's voice "I thought my portrait was really good. I liked using the pastels and my mouth sketches looked real." Jacob Y1

SCULPTURE - YEAR 2 - 'Fire'

Inspired by Year 2's topic on the Great Fire of London, the children wanted to make sculptures representing 'fire'. They began the unit finding out about local sculptures. They looked at the work of Martin Heron who has created lots of sculptures in St Helens and they reflected on his work. Expressing opinions about art is an important skill and the children are becoming great at it. Can you spot these sculptures in your local area? Send school a selfie if you can.



The children looked at real fire and used pastels, crayons and pencils to recreate its movement and colours. They then designed mini plasticine and card sculptures before using tissue paper and wire to make more intricate sculptures.

They combined all of their work to make a large-scale fire sculpture. I am sure you will agree that it is impressive.



Children's voice "I enjoyed sketching the real fire. The big sculpture looked amazing like real flames." Carter Y2

Drawing Skills - YEAR 4 - Looking at light and shadow

In Year Four the children have been looking at sculptures and mosaics from the Roman era. They looked at images of busts and worked hard to depict these through sketching. They have been exploring the different grades of pencils and used sketchbooks to refine and develop their skills, using a range of pencils they created different tonal values in their work.

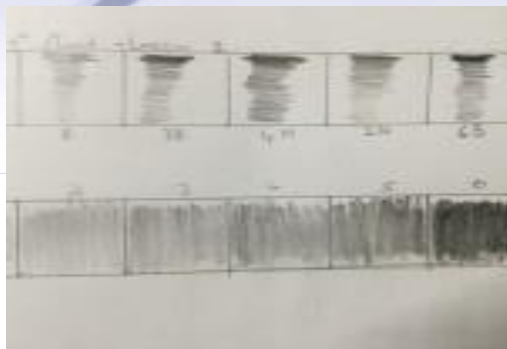


Children's voices "I really liked learning about shading and exploring different pencils. My work looked magnificent!" Cole Y4

Anglo Saxon inspired crosses - Year 5

Year Five have been studying the Anglo Saxons in History and showed a keen interest in crosses used in this era.

They recycled cardboard boxes from school deliveries and worked with a range of templates depicting Anglo Saxon crosses. They looked at imagery of Anglo-Saxon symbols and created sketchbook pages of designs whilst developing their sketching, patterns and observational drawing skills.



They looked at using tone to enhance a 2D drawing of a Roman Emperor's statue. They realised that by adding shading in the right areas they could create the illusion of depth and enhance the quality of their drawings. They produced outstanding work.



The children then made their own Anglo-Saxon crosses and used layering and patterns to create texture and depth. The children chose a paint scheme either in coppers and browns or greys and silvers. They added shading with dark paint and it was lovely to hear the children discussing options with their peers and making creative design decisions. Their final artwork showed great creativity and embellishments gave pieces creative flare. Well, done Year 5.



Working With Local Artists - Laura Kate Pontefract




This last term we worked alongside a local artist Laura Kate Pontefract. Our gifted and talented art students were lucky enough to take a master class with her and looked at creating book illustrations.

They looked at her own creations that she has published as illustrations in children's books, and they then made their own characters for a fictional story they created.



Working alongside an artist's really does inspire the children and they all produced amazing illustrations to be proud of. Take a look at their creative illustrative work.



Child's Voice "I enjoyed being creative with my ideas. My illustrations looked great and I now like sketching all of the time." Chanjith Y4

Y5 also worked with Laura Kate and they developed their printmaking skills. They designed motifs for commercial designs and used lino cutters to cut a template to print. It was tricky work and the children showed great resilience using new art tools. By the end of the day, they printed onto tote bags and learnt a new printmaking technique. It was a fantastic learning experience.



Art supporting the Ukraine

All of the children have been touched by images of war in the Ukraine in the last few months. As a school, we wanted to show support for the children and families struggling through war.

All of the children throughout school made representations of sunflowers (the Ukraine's national flower) and we have displayed these united on the school railings.

This artwork will help us to remember those affected by the war whilst sending a message of hope to Ukrainian families as they will be in our thoughts and prayers during these difficult times.



WHOLE SCHOOL ART PROJECT

This term as the art coordinator, I held art pupil conferences with the children in school and gathered their opinions about art. It was wonderful to hear that so many children loved art in school.

"It's my favourite lesson."

"I love the creativity of lessons."

"I like the freedom I have in my sketchbook."

"It makes me feel relaxed and its good for my mental health."



During conferences the children asked for me to set an art project in school. They wanted the freedom to produce artwork that they have created themselves that would showcase their own styles and develop the skills that they have learnt in school.

I have therefore attached an art project that your child may like to take part in over the Easter holidays.


This project is part of Place2Be, a mental health charity that works to support all children in expressing themselves. The project offers space to explore an engaging theme through stories, art and conversation.

The aim of the project is to encourage children to create something they want to make. It will be led by them, and their creativity can be celebrated. Their social and emotional wellbeing will also be strengthened through this process.

I have picked a project based on 'Colours'. You can complete any of the activities in this project. The details of the full project have been emailed to you and contain great links to virtual books and calming songs that will keep you relaxed during the holiday break.



(Larger versions of the project has been emailed with this newsletter)



Remember these are optional projects. Any artwork produced will be displayed in school for everyone to enjoy. Please can all artworks be sent into school by Friday 22nd April.

I cannot wait to see what you create.

STAFF DEVELOPING THEIR ART SKILLS

The staff in school have also been developing their skills so that they can confidently deliver art to the children. They have attended training on using clay and drawing and painting techniques. We want to be the best at each art form so that we can deliver the curriculum creatively.

We actually have talented artists on the staff team. This term we are showcasing the talents of Miss Dunn. She loves art and is an amazing painter. Her portraits are outstanding. Take a look at her beautiful work, we are sure they will inspire any budding ELE artists.



Miss Dunn will be leading an art project next term, watch this space!

Do you have any talented artists in your family? We would love to showcase their work on the next newsletter to inspire the children. If you are interested in sharing work please email school.



ART IN THE WORKPLACE - Where can art take me?

Lots of children love art however they often ask, 'Where can art take me in the future?' Here are some art careers that might interest you -

- Advertising
- Art therapist
- Art gallery manager
- Community arts worker
- Exhibition designer
- Fine artist
- Graphic designer
- Illustrator
- Printmaker
- Teacher
- Animator
- Arts administrator
- Estates manager
- Interior and spatial designer
- Jewellery designer
- Multimedia programmer
- Special effects technician
- VFX artist

This month's career focus - Jewellery designer

A keen interest in art may lead you to a career in Jewellery design. Cindy Chao had a keen interest in art at school and this led to a degree in art. Cindy now designs her own jewellery and is very successful in this industry. These are some of her stunning pieces.





Maybe this will be where art takes you?

We hope that you enjoyed this terms art newsletter.

Miss Grant
Art Coordinator ELE

EVERY
child
is an
ARTIST
-PABLO PICASSO



